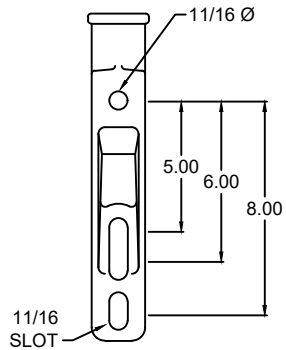
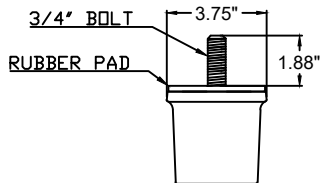


REVISIONS

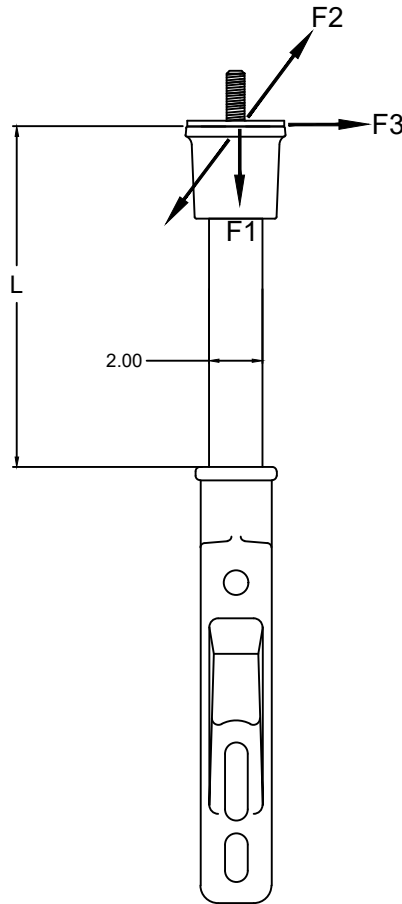
NO.	DATE	DESCRIPTION	BY	CKD
1	08/21/14	ADDED 120" SIZE.	WCL	WCL
2	05/25/17	REMOVED NUT FROM END CAP	MBG	
3	05/21/20	RUBBER WAS NOT SHOWN ON TOP	EDB	MBG



BASE VIEW



END FITTING



CATALOG NUMBER		LENGTHS (IN)	ULTIMATE MECHANICAL STRENGTHS (LBS)		
POLYURETHANE COATED SERIES	SILICONE RUBBER COATED SERIES	L1	VERTICAL	LONGITUDINAL	TRANSVERSE
G1HDR110AP	G1HDR110APSC	10	2500	3500	3500
G1HDR114AP	G1HDR114APSC	14	2500	2800	2800
G1HDR115AP	G1HDR115APSC	15	2500	2550	2550
G1HDR118AP	G1HDR118APSC	18	2500	2150	2150
G1HDR121AP	G1HDR121APSC	21	2500	1800	1800
G1HDR124AP	G1HDR124APSC	24	2500	1600	1600
G1HDR130AP	G1HDR130APSC	30	2500	1250	1250
G1HDR144AP	G1HDR144APSC	44	2500	850	850
G1HDR1120AP	G1HDR1120APSC	120	2500	300	300

NOTES:

- 1.0 MATERIAL
 - 1.1 BASE - DUCTILE IRON 654512
 - 1.2 END FITTING - ALUMINUM, A356-T6
 - 1.3 ROD - FIBERGLASS
- 2.0 FINISH
 - 2.1 BASE - HOT DIP GALVANIZED PER ASTM-A-153
 - 2.2 END FITTING - NONE
 - 2.3 ROD - ULTRAVIOLET PROTECTIVE COATING, MUNSEL GRAY (OPTIONAL) - VULCANIZED SILICONE RUBBER, GRAY
- 3.0 DIMENSIONS IN INCHES

This information is confidential and is the property of Maclean Power Systems. It may not be made public or reproduced except that the Customer may make copies for use solely in installation, maintenance, and operation of products supplied by Maclean Power Systems.



MACLEAN POWER SYSTEMS
A Maclean-fogg Company

G1HDR1-"L"-AP SERIES
SINGLE PHASE HORIZONTAL PIN BRACKET

DATE: 2-24-11	SCALE: 1:1	NO. CEB-3783	R/3	SH. DF.
DWG. BY: KK	CHK. BY:	APP. BY:		