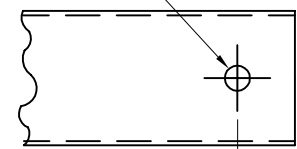


A | B | C | D | E | F

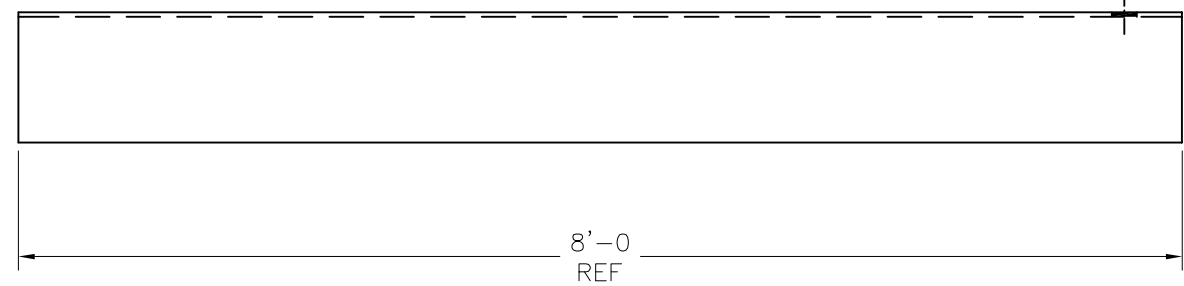
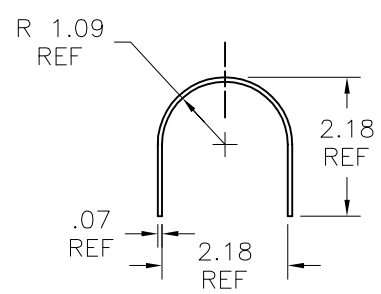
PAPER SIZE	DRAWING NUMBER	
B SIZE	GD-J987	
REV	REVISION DATE	ECO
A	09-23-09	9733

1  
2  
3  
4

Ø.43 THRU HOLE  
REF



1.00  
REF



**NOTES:**  
 1) ALL DIMENSIONS ARE REFERENCE AND IN INCHES.  
 2) HOT DIP GALVANIZED.

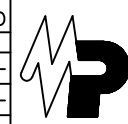
CATALOG NUMBER J987

This drawing contains confidential information that is the property of MacLean Power, L.L.C. ("MacLean"). Use of MacLean's confidential information without MacLean's express written consent is strictly prohibited and may expose you to legal liability. If you believe that you received this material in error, please destroy it or return it to "MacLean Power, L.L.C., 11411 Addison, Franklin Park, Illinois 60131, USA."

F102544

DRAWING-COMPUTER LOCATION:

TOLERANCES UNLESS SPECIFIED	
inch	
0.XX	— — —
0.XXX	— — —
ANGLE	— — —



**MACLEAN  
POWER  
SYSTEMS**  
 11411 ADDISON STREET  
 FRANKLIN PARK, IL 60131

DRAWN BY	ENGINEER	CHECKER	CATALOG #	SCALE	DESIGN DATE
RC	DEK	FJS	J987	---	09-23-09
DRAWING TITLE / DESCRIPTION					DRAWING NUMBER
"U" - CABLE RISER GUARDS					GD-J987

Form: 00\_Edwin / 03-22-05