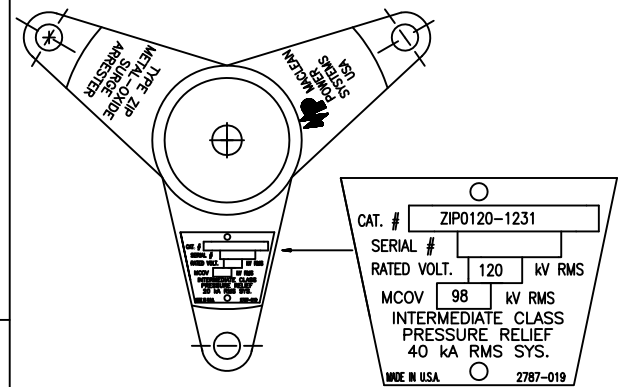
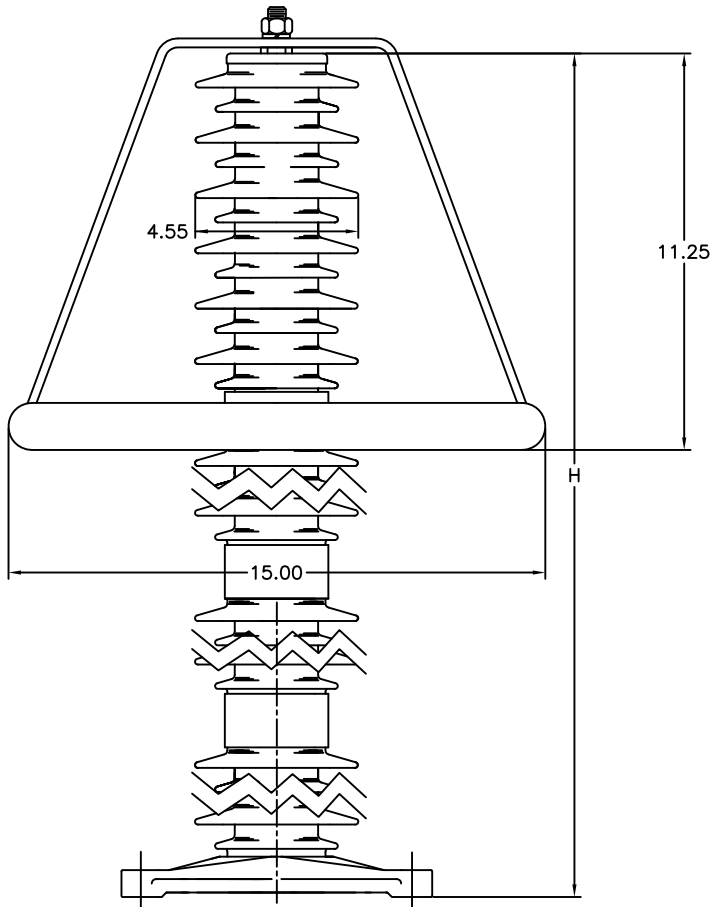


THREE PHASE INSTALLATION LAYOUT



TRIPOD BASE AND NAMEPLATE



PHYSICAL CHARACTERISTICS

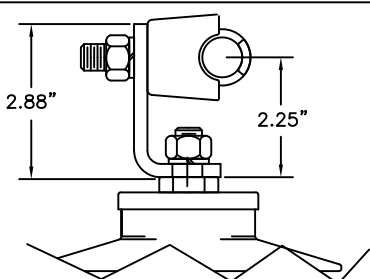
HEIGHT IN./(MM)	CREEP IN./(MM)	WEIGHT LBS./(kg)
53.3/(1355)	149/(3788)	49.8/(22.6)

Min. Clearance - in./(mm)		Fault Withstand
A	R	
49/(1245)	42/(1067)	40 kA

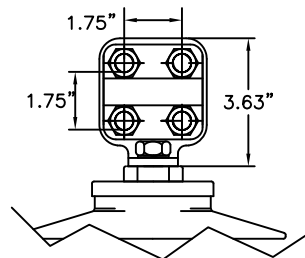
ELECTRICAL CHARACTERISTICS

RATING kV-RMS	MCOV kV-RMS	F.O.W. kV-CREST	MAX SWITCH. kV-CREST
120	98	331.9	250.7

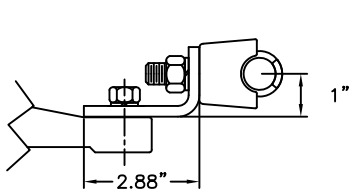
MAX DISCHARGE VOLTAGE (kV-CREST)					
1.5 kA	3 kA	5 kA	10 kA	20 kA	40 kA
271	284.5	294.4	314.6	339.2	381.9



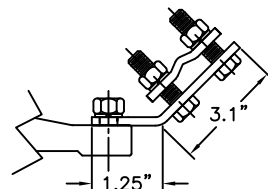
TOP TERMINAL OPTION 1  
USED ON -1111, -1131



TOP TERMINAL OPTION 2  
USED ON -1211, -1231



BOTTOM TERMINAL OPTION 1  
USED ON -1111, -1211



BOTTOM TERMINAL OPTION 3  
USED ON -1231, -1131

THIS DRAWING IS THE PROPERTY OF MACLEAN POWER SYSTEMS AND EMBODIES A CONFIDENTIAL PROPRIETARY DESIGN IN WHICH MACLEAN POWER SYSTEMS RETAINS ALL PATENTS AND PROPRIETARY RIGHTS, INCLUDING EXCLUSIVE RIGHT OF USE, MANUFACTURE AND SALE. BY ACCEPTING THIS DRAWING, THE RECIPIENT AGREES NOT TO DISCLOSE, REPRODUCE OR USE ANY INFORMATION CONTAINED HEREIN WITHOUT THE PRIOR WRITTEN CONSENT OF MACLEAN POWER SYSTEMS.



**MACLEAN POWER SYSTEMS**

[www.maclepower.com](http://www.maclepower.com)

POLYMER HOUSED GAPLESS METAL OXIDE  
ZIP INTERMEDIATE CLASS ARRESTER  
120 KV RATED  
98 KV MCOV

DATE 10/27/16

DRAWN JWW

CHECKED

ZIP0120-1XX1

DO NOT SCALE DRAWING

SHEET OF