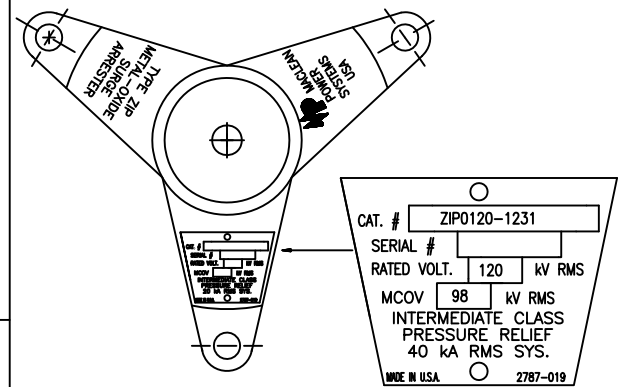
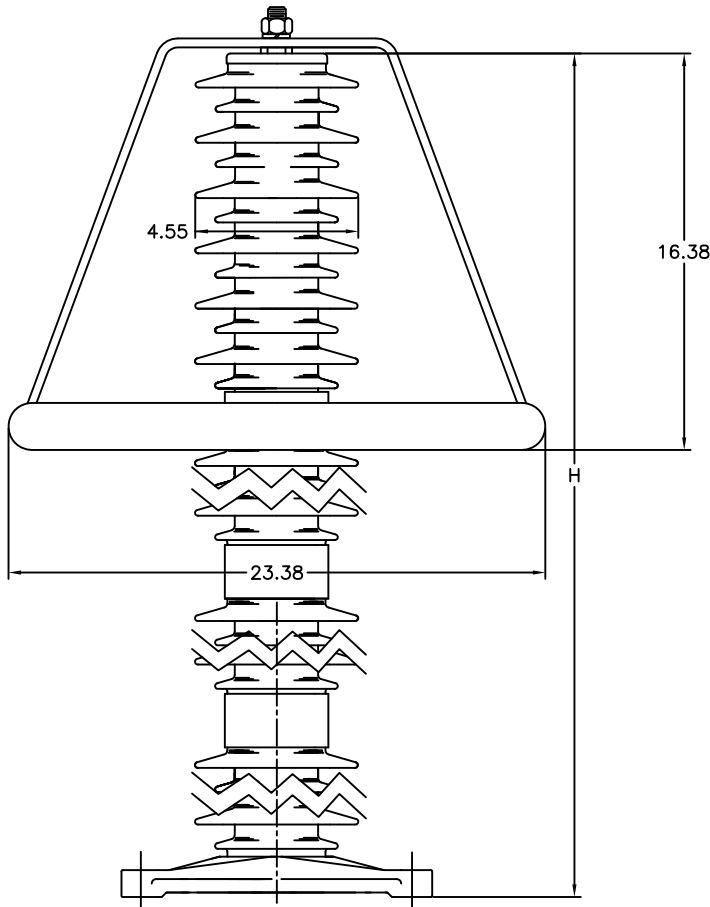


THREE PHASE INSTALLATION LAYOUT



TRIPOD BASE AND NAMEPLATE



PHYSICAL CHARACTERISTICS

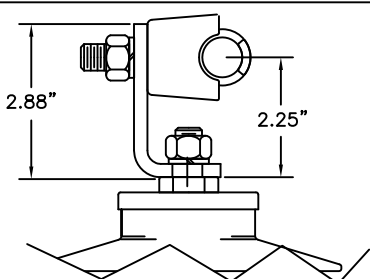
HEIGHT IN./(MM)	CREEP IN./(MM)	WEIGHT LBS./(kg)
58.1/(1477)	160/(4064)	55/(25)

Min. Clearance - in./(mm)		Fault Withstand
A	R	
51/(1296)	44/(1118)	40 kA

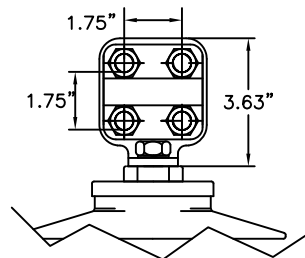
ELECTRICAL CHARACTERISTICS

RATING kV-RMS	MCOV kV-RMS	F.O.W. kV-CREST	MAX SWITCH. kV-CREST
144	115	392.9	296.7

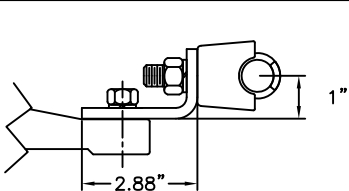
MAX DISCHARGE VOLTAGE (kV-CREST)					
1.5 kA	3 kA	5 kA	10 kA	20 kA	40 kA
320.9	336.8	348.5	372.4	400.4	452.1



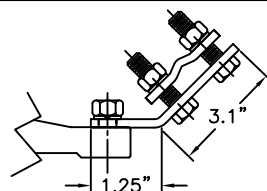
TOP TERMINAL OPTION 1
USED ON -1111, -1131



TOP TERMINAL OPTION 2
USED ON -1211, -1231



BOTTOM TERMINAL OPTION 1
USED ON -1111, -1211



BOTTOM TERMINAL OPTION 3
USED ON -1231, -1131

THIS DRAWING IS THE PROPERTY OF MACLEAN POWER SYSTEMS AND EMBODIES A CONFIDENTIAL PROPRIETARY DESIGN IN WHICH MACLEAN POWER SYSTEMS RETAINS ALL PATENTS AND PROPRIETARY RIGHTS, INCLUDING EXCLUSIVE RIGHT OF USE, MANUFACTURE AND SALE. BY ACCEPTING THIS DRAWING, THE RECIPIENT AGREES NOT TO DISCLOSE, REPRODUCE OR USE ANY INFORMATION CONTAINED HEREIN WITHOUT THE PRIOR WRITTEN CONSENT OF MACLEAN POWER SYSTEMS.



MACLEAN POWER SYSTEMS

www.maclepower.com

POLYMER HOUSED GAPLESS METAL OXIDE
ZIP INTERMEDIATE CLASS ARRESTER
144 KV RATED
115 KV MCOV

DATE 10/27/16

DRAWN JWW

CHECKED

ZIP0144-1XX1

DO NOT SCALE DRAWING

SHEET OF